

Smart Wireless Meat Thermometer

User Manual

Grill 5.0

You can have a picture perfect meal by using the Smart Wireless BBQ Thermometer BF-5, just by connecting this to your Bluetooth 5.0 enabled device for optimal link stability.

• High-precision probe with ±1°C accuracy in the range of 0-100°C;

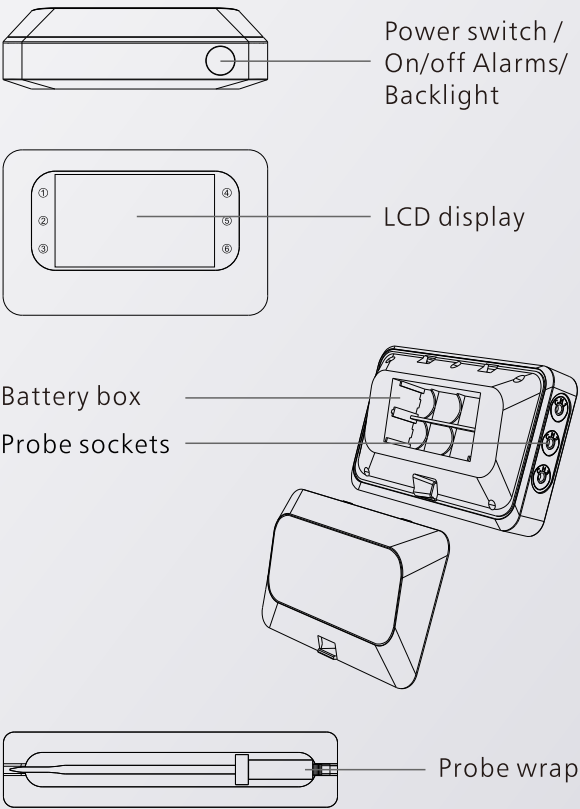
• Aluminum alloy probe handle with well-designed wrap which prevents the sharp needles from accidental damage;

• HD full-view circular LCD with the original dot matrix font which allows better view from distance;

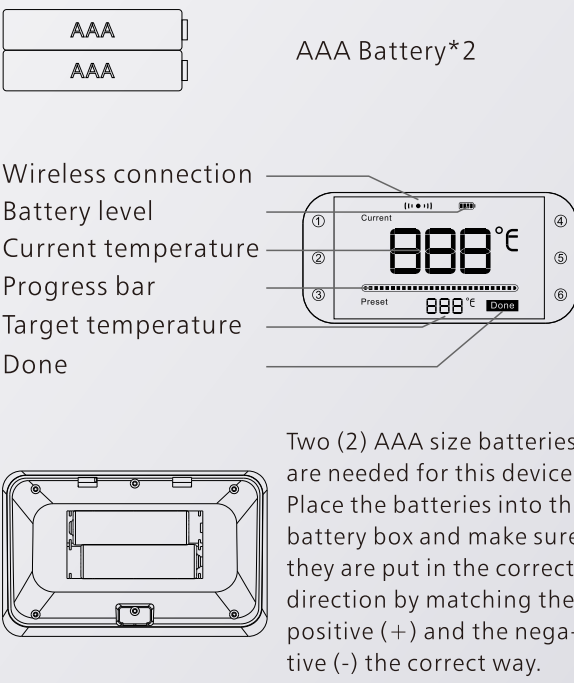
• The 6 probes can monitor the grill tempera-ture and also the various food. (beef, chicken, sheep, pigs, etc.);

• On Android and iOS apps, we provide good design interaction, food taste settings, completion alarm, history queries and many more.

Get to know the device



The device provides 6 sockets for the probes, which enable you to monitor up to 6 items simultaneously. Only 2 probes are included in the package. If you require more probes, please contact the dealer.



Installing the probes

The device will continue to scan all the sockets once the power is switched on, displaying the temperature on the LCD screen and illuminating the indicator light where the probes are plugged in. Make sure the probes are inserted in the center of the food for accurate measure.

The bluetooth compatible With

- 1. iPhone 4s and later model
- 2. iPad 3rd generations and later model and all ipad mini
- 3. Android devices running version or later
- 4. All bluetooth 4.0 model and later

How to use it

Download App(Grill 5.0) from Apple store or Google play or Two-Dimensional Code Sweep in Instructions; Open your bluetooth, Connect the Bluetooth from the grill 5.0 App. **(Notice: when you connect the bluetooth, please don't search grill 5.0 from Bluetooth in mobile phone system. Only connect it in the App)**



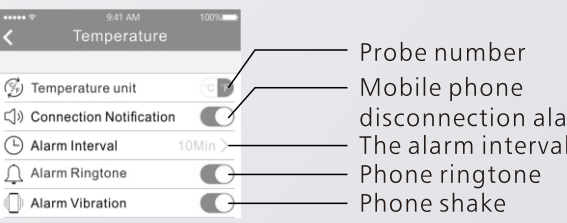
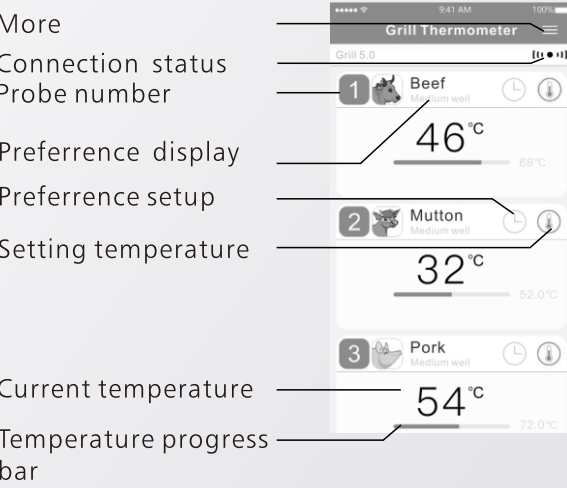
Android iOS

Power ON/OFF

To turn on the device, press and hold the button for more than 3 seconds. The LCD display will show “ON” with a beep sound. To turn it off, do the same by depressing the Power button for more than 3 seconds. When probes are not detected in the device, it will be powered off automatically.

Enjoy your barbecue

Choose the food type and the preference of the food where each probe is inserted. The app and the device will display its current and target temperature. When the food ready, the app and the device will alarm.



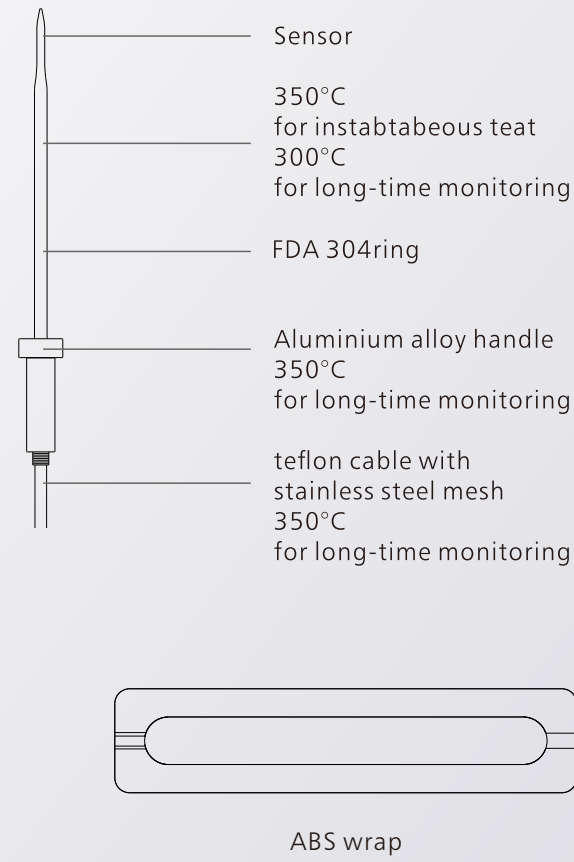
Product Specifications

Model: BF-5 Color: Black / White
Display Screen: Round LCD&APP, LED

Temperature:(Instantaneous detecting): 1-350 °C/33-662 °F (Continuous detecting): 1-300 °C/ 33-572 °F
Accuracy: 0-99 °C ± 1%; 100-199 °C+2%; 200-300 °C ± 3%
Power: AAA battery x 2 (included)
Battery life: > 200 hours
Wireless connection range: 100 meters (accessible, no interference)
Support probe numbers : Up to 6 probes
Temperature setting: rare; medium rare; medium; medium well; well done.
Alarm: highest and lowest temperature alarm; timed alarm, bluetooth disconnect alarm; range alarm; timer alarm.

Warning

The heat resistance varies in different components of the probe.
DO NOT put the probes directly in the fire flame.
DO NOT put the wrap into the oven, or it will melt, and probes are NOT safe to dishwasher.



Operation is subject to the following two conditions:

- 1. This device must not cause interference; however, it may receive interference, including interference that may cause undesired operation of this device.
- 2. App store is a service mark of Apple Inc. and Google Play is a service mark of Google Inc.